

CORINT

MINISTERUL EDUCAȚIEI ȘI CERCETĂRII

Ecaterina Comișel

Ileana Pîrvu

# Limba engleză

## Firm Steps

manual pentru clasa a III-a



Manualul a fost aprobat de Ministerul Educației și Cercetării cu Ordinul nr. 3787 din 05.04.2005

*Date despre autori:*

Prof. **ECATERINA COMIȘEL**, profesor gradul didactic I, Liceul bilingv „George Coșbuc” din București. Autoare a numeroase materiale destinate studiului limbii engleze, coautoare a seriei de manuale pentru clasele V-XII *Pathway to English* și a manualelor pentru clasele IX-XII *Front Runner*, precum și a Manualului de limba engleză pentru clasa a IV-a.

Prof. **ILEANA PÎRVU**, profesor la Liceul bilingv „George Coșbuc” din București. Coautoare a manualelor pentru clasele a IX-XII *Front Runner*, precum și a Manualului de limba engleză pentru clasa a IV-a.

*Referenți științifici:*

Prof. **Anca Târcă**, consultant educațional, Școala generală „Elena Donici Cantacuzino”, Pucioasa, județul Dâmbovița.

Prof. gradul I **Mihaela Măroiu**, metodist sectorul 2, București.

*Redactor:* **Mirella Acsente**

*Tehnoredactor:* **Liubovi Grecea**

*Copertă:* **Walter Riess**

*Grafică și concepția machetei:* **Șerban Andreescu**

Editura **CORINT**

*Difuzare:*

Calea Plevnei nr. 145, sector 6, cod poștal 060012, București

Tel: 021.319.88.22, 021.319.88.33, 021.319.88.55, 021.319.88.77

Fax: 021.319.88.66

E-mail: [vanzari@edituracorint.ro](mailto:vanzari@edituracorint.ro)

[www.edituracorint.ro](http://www.edituracorint.ro)

**Descrierea CIP a Bibliotecii Naționale a României**

**COMIȘEL, ECATERINA**

**Limba engleză: manual pentru clasa a III-a/**

Ecaterina Comișel, Ileana Pîrvu - București: Corint,  
2008

ISBN 978-973-135-334-0

I. Pîrvu, Ileana

811.111(075.33)

ISBN: 978-973-135-334-0

Toate drepturile asupra acestei lucrări sunt rezervate Editurii CORINT,  
parte componentă a GRUPULUI EDITORIAL CORINT.

2008

Tipărit la:




	Main Skills	Grammar	Vocabulary area
<b>Unit 1 Hello!</b> 1. Hello! Nice to meet you! (4) 2. Good morning! (6) 3. Meet my family! (8) 4. Enjoy English! (10) 5. Have fun! (12)	Listening Speaking Reading	Questions and answers To be This is	Introducing and greeting people Numbers 1–12
<b>Unit 2 At school</b> 1. In the classroom (14) 2. My favourite colour (16) 3. This is Mike's table (18) 4. Enjoy English! (20) 5. Have fun! (22)	Listening Speaking Reading	To be (interrogative + negative) There is / isn't There are / aren't Plural of nouns a / an	Colours Student's objects To have
<b>Revision 1 Have some more! (24)</b>			
<b>Unit 3 We're all friends</b> 1. What have they got? (26) 2. This is my friend (28) 3. I like her red blouse (30) 4. Enjoy English! (32) 5. Have fun! (34)	Listening Speaking Reading Writing	To have (got) Possessive adj.	Parts of the body Clothes Food
<b>Unit 4 Home, sweet home!</b> 1. This is her house! (36) 2. What are they doing? (38) 3. At home (40) 4. Enjoy English! (42) 5. Have fun! (44)	Listening Speaking Reading Writing	Present Continuous Where	Rooms in the house
<b>Revision 2 Have some more! (46)</b>			
<b>Unit 5 Party time</b> 1. A letter to Santa Claus (48) 2. A Christmas party (50) 3. Let's start the lesson! (52) 4. Enjoy English! (54) 5. Have fun! (56)	Listening Speaking Reading Writing	can / can't who / what / where Imperative affirmative + negative	Toys Christmas Carol
<b>Unit 6 Animals</b> 1. At the Zoo (58) 2. On a farm (60) 3. Places to live in (62) 4. Enjoy English! (64) 5. Have fun! (66)	Listening Speaking Reading Writing	Plural nouns (Rev.) Present Simple a / an (Rev.)	Wild & farm animals
<b>Revision 3 Have some more! (68)</b>			
<b>Unit 7 My town</b> 1. This is my town (70) 2. Where are the buildings? (72) 3. Where are they? (74) 4. Enjoy English! (76) 5. Have fun! (78)	Listening Speaking Reading Writing	Prepositions	Buildings in a town
<b>Unit 8 Seasons</b> 1. My favourite season (80) 2. What season is it? (82) 3. What are the children doing? (84) 4. Enjoy English! (86) 5. Have fun! (88)	Listening Speaking Reading Writing	Prepositions Present Continuous (Rev.) + spelling	Seasons Weather
<b>Revision 4 Have some more! (90)</b>			
<b>Grammar in a nutshell (92)</b>			
<b>Vocabulary (94)</b>			





# LESSON 1 HELLO! NICE TO MEET YOU!



## 1. Listen and repeat.

Jane: Hello, I'm Jane. What's your name?  
Mike: Hi, I'm Mike and this is Maria.  
Jane: Nice to meet you.  
Mike & Maria: Nice to meet you, too.  
Mike: Chris, come here! Meet Jane.  
Chris: Hi, I'm Chris. What's your name?  
Jane: My name is Jane! Hi!



## 2. Act out!

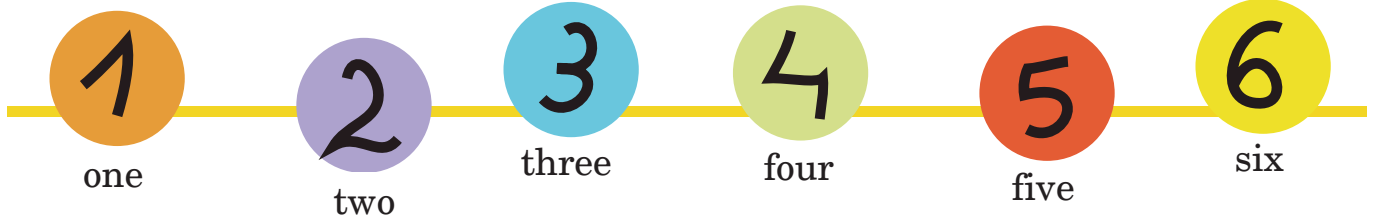


### 3. Work in pairs. Read the example.

Example: A: What's your name?  
B: My name is Stella.



### 4. Let's count!



### 5. Look at the pictures and repeat the words.

#### 6. Answer the questions.

Example:  
What's number 1?  
It's a pen.



1. a pen



2. a boy



3. a doll



4. a ball



5. a school



6. a stick

What's number 2?  
What's number 3?  
What's number 4?  
What's number 5?  
What's number 6?

### 7. Count and write the number.



..... sticks




..... school



..... boys



..... dolls



..... pens



..... balls



**Now I know!**


Hi!  
Hello!

What's your name?  
My name is .....

Nice to meet you.



# LESSON 2 GOOD MORNING!



### 1. Listen and repeat.

Jane: Good morning. How are you?  
 Chris: Morning! I'm fine, thank you!  
 Jane: What's this?  
 Chris: It's my toy, my teddy bear.  
 Jane: It's nice. Bye, Chris!  
 Chris: Bye, Jane!



### 2. Act out!

### 3. LANGUAGE PUZZLE

Read and match, as in the example.

- |                  |       |                        |
|------------------|-------|------------------------|
| 1. Good morning! | ----- | a) Fine, thanks.       |
| 2. What's this?  | ----- | b) Morning!            |
| 3. How are you?  |       | c) It's my teddy bear. |



4. Read the numbers.

4

3

6

1

2

5

5. Let's count!

7

8

9

10

11

12

seven

eight


nine

ten

eleven

twelve

6. Count the pens.



7. Read these telephone numbers.



76 23 41                      21 53 64                      613 79 82

8. Listen and complete the dialogue.

Jane: What's your telephone number?  
Chris: It's ..... And what's your number?  
Jane: It's .....

- a) 29 34 57
- b) 416 39 24



Good morning!  
Bye!

How are you?  
I'm fine, thanks.

What's this?  
It's .....



# LESSON 3 MEET MY FAMILY!



### 1. Listen and repeat.

Jane: Meet my family. This is my mother.  
 Maria: Hello, Mrs. Parker!  
 Mrs. Parker: You are Maria, right? Nice to meet you.  
 Jane: This is my baby sister Diana and this is my big brother Simon.  
 Maria: Hi, everybody.  
 Simon: Nice to meet you, Maria.  
 Jane: And this is my dog. It's Spotty.

### 2. Act out!

### 3. Look at the pictures and complete the sentences.



He's my father,  
James Parker.

She's my .....,  
Helen Parker.

He's my .....,  
..... Parker.

She's my .....,  
Diana .....





I am = I'm  
 You are = You're  
 He is = He's  
 She is = She's  
 It is = It's

4. Complete the sentences.

I ..... Jane.  
 You ..... Maria, right?  
 He ..... Simon.  
 She ..... Diana.  
 It ..... Spotty.

5. Look at the picture and complete the words.

Maria: Meet my fa m i l y. She is my  
m o t h e r. He is my f - - - - - .  
 This is my b - - - - - . And she is  
 my s - - - - - .



6. Listen and repeat.

/ ai /	Mike	/ ei /	Jane
	Simon		baby
	nice		eight
	fine		name

7. Listen and tick (✓) the right box.

	/ ai /	/ ei /
Jane		
five		
nice		
James		
name		✓
my		



Meet my family.  
 This is my mother. She is .....  
 This is my father. He is .....  
 This is my sister. She is .....  
 This is my brother. He is .....  
 This is my dog. It is .....



**CORINT**

**Limba  
engleză**  
Firm Steps

ISBN: 978-973-135-334-0



9789731353340